

## Selector

LEGACY button dark: Turn to choose a MkII delay (white text)

LEGACY button lit: Turn to choose a classic DL4™ delay (green text)

Hold LEGACY and turn to add a reverb (see pg 2)

## A B C

For all delay types except for Looper, press switch A, B, or C to select a preset

Hold the currently selected switch to save changes to the preset

Optionally, configure TAP switch to toggle between presets A, B, and C or D, E, and F

## MIC In

Connect a dynamic mic for processing or looping vocals or other instruments

## EXP PEDAL, FS 5/6

Connect an expression pedal or dual footswitch for additional control

## INPUT/OUTPUT

For mono operation, connect only the L/MONO jack

## LEGACY

Press LEGACY to toggle between MkII delays (button dark) and classic DL4 delays (button lit)

Hold LEGACY and turn knobs for alt parameters

## TIME/SUBDIV

Turn to set the delay time

Hold LEGACY and turn to sync the delay to note divisions

## REPEATS

Turn to set the number of repeats from one to infinity

Hold LEGACY and turn to set reverb decay

## TWEAK/TWEEZ

These knobs control different parameters depending on the delay type (see pg 2)

Hold LEGACY and turn TWEAK to set reverb parameter

Hold LEGACY and turn TWEEZ to set delay/reverb routing

# LINE 6® DL4 MkII

## CHEAT SHEET

### MIX

Turn to set the amount of delay signal (left is dry, right is wet)

Hold LEGACY and turn to set reverb mix

### TAP

Tap in quarter notes to sync the delay time to your playing. Tap can be assigned to alternate functions

### MIDI IN, OUT/THRU

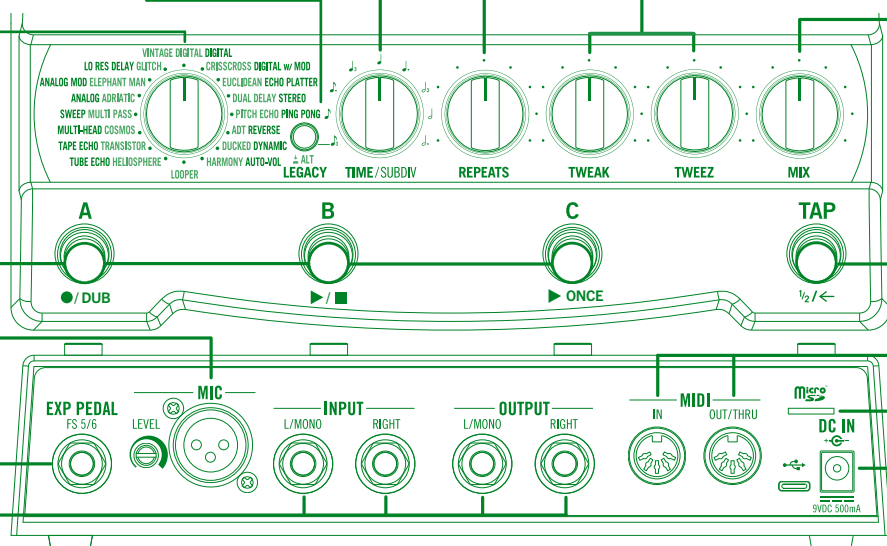
DL4 MkII responds to a wide variety of MIDI commands and can even recall up to 128 presets via MIDI

### microSD

Insert an optional microSD™ card to extend looping time and store the loop across power cycles

### DC IN

Connect to the included Line 6® power supply



# MkII DELAYS (LEGACY button dark)



<b>Vintage Digital</b>	Bit/Sample Quality	Mod Depth
<b>Crisscross</b>	Delay Time B	Cross Amount
<b>Euclidean Delay</b>	Step Fill	Rotate
<b>Dual Delay</b>	R Delay Time	R Feedback
<b>Pitch Echo</b>	Pitch Interval	Pitch Cents
<b>ADT</b>	Distortion Deck 2	Mod Depth
<b>Ducked Delay</b>	Threshold	Attack/Release
<b>Harmony Delay</b>	Key (A - G#)	Scale
<b>Looper</b>	Echo Mod	Echo Volume
<b>Heliosphere</b>	Reverb Mix+Decay	Mod Depth
<b>Transistor Tape</b>	Headroom	Wow/Flutter
<b>Cosmos Echo</b>	Heads Select	Wow/Flutter
<b>Multi Pass</b>	Tap Pattern	Delay Mode
<b>Adriatic Delay</b>	Mod Rate	Mod Depth
<b>Elephant Man</b>	Mod Depth	Chorus/Vibrato
<b>Glitch Delay</b>	Pitch	Slice/Drift/Shuffle

# LEGACY DELAYS (LEGACY button lit)

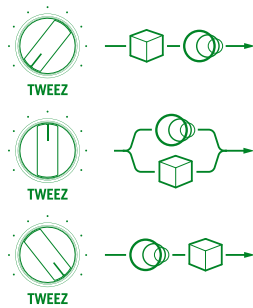


<b>Digital Delay</b>	Bass	Treble
<b>Digital w/ Mod</b>	Mod Rate	Mod Depth
<b>Echo Platter</b>	Wow/Flutter	Drive
<b>Stereo Delays</b>	R Delay Time	R Repeats
<b>Ping Pong</b>	Time Offset	Stereo Spread
<b>Reverse</b>	Mod Rate	Mod Depth
<b>Dynamic Delay</b>	Threshold	Ducking
<b>Auto-Volume Echo</b>	Mod Depth	Swell Time
<b>Looper</b>	Echo Mod	Echo Volume
<b>Tube Echo</b>	Wow/Flutter	Drive
<b>Tape Echo</b>	Bass	Treble
<b>Multi-Head</b>	Heads 1/2	Heads 3/4
<b>Sweep Echo</b>	Sweep Rate	Sweep Depth
<b>Analog Echo</b>	Bass	Treble
<b>Analog w/ Mod</b>	Mod Rate	Mod Depth
<b>Lo Res Delay</b>	Tone	Resolution

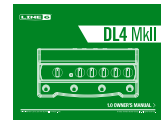
# SECRET REVERBS (Hold LEGACY button and turn)



<b>Room</b>	Predelay
<b>Searchlights</b>	Mod Mix/Depth
<b>Particle Verb</b>	Condition
<b>Double Tank</b>	Mod Depth
<b>Octo</b>	Intensity
<b>Tile</b>	Predelay
<b>Ducking</b>	Predelay
<b>Plateaux</b>	Pitch Modes
<b>Reverb Off</b>	-
<b>Cave</b>	Predelay
<b>Plate</b>	Predelay
<b>Ganymede</b>	Mod Depth
<b>Chamber</b>	Predelay
<b>Hot Springs</b>	Spring Count
<b>Hall</b>	Predelay
<b>Glitz</b>	Mod Depth



Full DL4 MkII Owner's Manual at [line6.com/support/manuals](http://line6.com/support/manuals)  
Video tutorials available at [line6.com/meet-dl4mkii](http://line6.com/meet-dl4mkii)



**LINE 6 DL4 MkII**  
C H E A T S H E E T